



Tabular and Graphical Reports for the Tasmanian Norming
of PAT-R: Comprehension and Vocabulary

Andrew Stephanou
August 2001

PAT-R:Comprehension Report with Tasmanian Norms

Test Form 1

Name

Year

Raw score (number correct)	Scale score (patc)	Error (patc)	Percentile rank and stanine					
			Year 3		Year 4		Year 5	
			%ile rank	stanine	%ile rank	stanine	%ile rank	stanine
38	91.3	>10.4	99	9	99	9	99	9
37	80.6	10.4	99		99		99	
36	72.8	7.7	99		96	8	96	8
35	67.9	6.5	98	93	91			
34	64.1	5.8	96	8	89	7	85	7
33	61.1	5.4	93		84		78	
32	58.4	5.0	90		79	71	6	
31	56.0	4.8	87	7	73	64		6
30	53.7	4.6	83		68	6	57	
29	51.7	4.5	79		62		50	
28	49.8	4.3	75	6	57	5	43	4
27	47.9	4.2	70		52		37	
26	46.1	4.2	66		46	32		
25	44.4	4.1	61	5	42	4	27	3
24	42.8	4.0	56		37		22	
23	41.2	4.0	51		5	33	4	19
22	39.6	4.0	47	29		15		
21	38.0	3.9	42	25		12		
20	36.5	3.9	38	4	22	3	10	2
19	34.9	3.9	33		19		8	
18	33.4	3.9	30		16	6		
17	31.9	3.9	26	3	13	2	4	1
16	30.4	3.9	22		11		3	
15	28.9	3.9	19		3	9	2	2
14	27.3	3.9	16	8		2		
13	25.8	4.0	13	6		1		
12	24.2	4.0	11	2	5	1	1	1
11	22.5	4.1	9		4		1	
10	20.8	4.2	7		2	3	1	1
9	19.0	4.3	5	2		1		
8	17.2	4.4	4	1		1	1	1
7	15.1	4.6	2		1	1		
6	12.9	4.8	2		1	1	1	1
5	10.4	5.1	1	1		1		
4	7.6	5.6	1	1		1		
3	4.1	6.3	1	1	1	1	1	1
2	-0.6	7.5	1		1		1	
1	-8.1	10.3	1		1	1		
0	-18.4	>10.3	1	1	1			

PAT-R:Comprehension Report with Tasmanian Norms

Test Form 2

Name

Year

Raw score (number correct)	Scale score (patc)	Error (patc)	Percentile rank and stanine					
			Year 4		Year 5		Year 6	
			%ile rank	stanine	%ile rank	stanine	%ile rank	stanine
38	94.3	>10.3	99		99		99	
37	84.0	10.3	99	9	99	9	98	9
36	76.5	7.5	98		98		95	
35	71.8	6.3	96		96	8	90	8
34	68.4	5.6	93	8	92		84	
33	65.5	5.1	90		88		78	7
32	63.1	4.8	87		83	7	72	
31	61.0	4.5	84	7	78		66	6
30	59.0	4.3	80		73		60	
29	57.2	4.2	76		68	6	54	
28	55.6	4.0	72		62		49	5
27	54.0	3.9	68	6	57		43	
26	52.5	3.8	64		52	5	39	
25	51.0	3.8	60		47		34	
24	49.6	3.7	56		42		30	4
23	48.2	3.7	52		37		26	
22	46.9	3.7	48	5	33	4	23	
21	45.6	3.6	44		29		19	
20	44.3	3.6	40		25		17	3
19	43.0	3.6	37		22		14	
18	41.6	3.6	33		19		12	
17	40.3	3.6	30	4	16	3	10	
16	39.0	3.6	26		13		8	2
15	37.7	3.7	23		11		6	
14	36.3	3.7	19		9		5	
13	34.9	3.8	17	3	7	2	4	
12	33.4	3.8	15		5		3	
11	31.9	3.9	12		4		2	
10	30.4	4.0	10		3		1	
9	28.7	4.2	8	2	2		1	
8	26.9	4.3	6		1		1	
7	24.9	4.5	4		1		1	
6	22.8	4.8	3		1	1	1	1
5	20.4	5.1	2		1		1	
4	17.5	5.6	1	1	1		1	
3	14.0	6.3	1		1		1	
2	9.4	7.5	1		1		1	
1	1.8	10.3	1		1		1	
0	-8.8	>10.3	1		1		1	

PAT-R:Comprehension Report with Tasmanian Norms

Test Form 3

Name

Year

Raw score (number correct)	Scale score (patc)	Error (patc)	Percentile rank and stanine					
			Year 6		Year 7		Year 8	
			%ile rank	stanine	%ile rank	stanine	%ile rank	stanine
44	106.0	>10.2	99	9	99	9	99	9
43	95.7	10.2	99		99		99	
42	88.3	7.4	99		99		99	
41	83.8	6.1	98	8	98	8	98	8
40	80.5	5.4	97		97		96	
39	77.9	4.9	96		96		93	
38	75.6	4.6	93	7	93	7	90	7
37	73.6	4.3	91		90		87	
36	71.8	4.1	89		87		83	
35	70.2	3.9	86	6	84	6	79	6
34	68.7	3.8	83		80		75	
33	67.3	3.7	80		77		71	
32	65.9	3.6	77	5	73	5	66	5
31	64.7	3.5	74		69		62	
30	63.4	3.5	70		65		57	
29	62.3	3.4	67	4	61	4	53	4
28	61.1	3.4	64		57		49	
27	60.0	3.3	60		53		45	
26	58.9	3.3	57	3	49	3	41	3
25	57.8	3.3	54		45		37	
24	56.7	3.3	50		41		34	
23	55.7	3.3	47	2	37	2	30	2
22	54.6	3.3	43		34		27	
21	53.6	3.3	40		30		24	
20	52.5	3.3	37	1	27	1	21	1
19	51.4	3.3	33		24		18	
18	50.3	3.3	30		21		15	
17	49.2	3.3	27	1	18	1	13	1
16	48.1	3.4	24		15		11	
15	47.0	3.4	21		13		9	
14	45.8	3.5	19	1	11	1	7	1
13	44.6	3.5	16		9		6	
12	43.3	3.6	14		7		5	
11	42.0	3.7	11	1	5	1	3	1
10	40.6	3.8	9		4		2	
9	39.1	3.9	7		3		2	
8	37.4	4.1	5	1	2	1	1	1
7	35.7	4.3	4		1		1	
6	33.7	4.6	3		1		1	
5	31.5	4.9	2	1	1	1	1	1
4	28.8	5.4	1		1		1	
3	25.5	6.1	1		1		1	
2	21.1	7.3	1	1	1	1	1	1
1	13.7	10.2	1		1		1	
0	3.3	>10.2	1		1		1	

Test Form 4

Name

Year

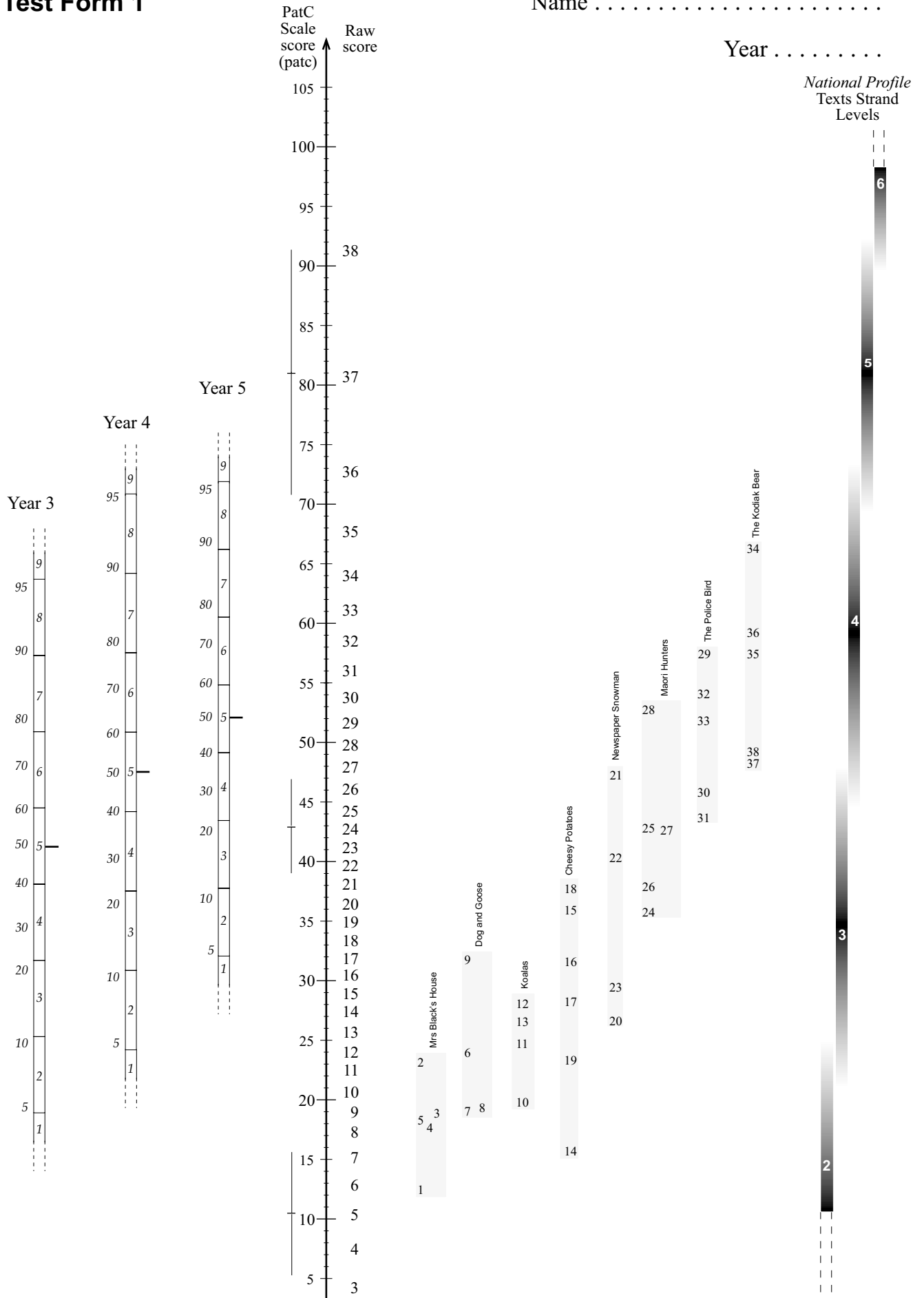
Raw score (number correct)	Scale score (patc)	Error (patc)	Percentile rank and stanine					
			Year 7		Year 8		Year 9 national	
			%ile rank	stanine	%ile rank	stanine	%ile rank	stanine
43	114.0	>10.2	99	9	99	9	99	9
42	104.0	10.2	99		99		99	
41	96.8	7.3	99		99		99	
40	92.4	6.1	99		99		98	
39	89.1	5.3	99		99		97	
38	86.5	4.9	99		98		96	8
37	84.3	4.5	98		98		94	
36	82.4	4.2	98		97		92	
35	80.7	4.0	97		96		90	
34	79.2	3.9	96	8	94	87	7	
33	77.7	3.7	94		92	84		
32	76.3	3.6	93		90	82		
31	75.1	3.5	91		88	79		
30	73.8	3.5	90	7	86	76	6	
29	72.6	3.4	87		83	73		
28	71.5	3.4	85		80	70		
27	70.4	3.3	83		78	66		
26	69.3	3.3	80	6	74	63	5	
25	68.2	3.3	77		71	59		
24	67.2	3.2	74		68	56		
23	66.1	3.2	71		64	52		
22	65.1	3.2	68	5	61	49	4	
21	64.1	3.2	65		57	46		
20	63.0	3.2	61		53	42		
19	62.0	3.3	57		49	39		
18	60.9	3.3	53	5	45	35	3	
17	59.8	3.3	49		41	32		
16	58.7	3.3	45		37	29		
15	57.6	3.4	41		34	26		
14	56.4	3.5	37	4	29	23	2	
13	55.2	3.5	33		26	19		
12	53.9	3.6	29		22	17		
11	52.6	3.7	25		19	14		
10	51.1	3.8	21	3	15	11	1	
9	49.6	4.0	17		12	9		
8	48.0	4.1	13		9	7		
7	46.2	4.4	10		7	5		
6	44.2	4.6	7	2	4	3	1	
5	41.8	5.0	4		3	2		
4	39.1	5.5	2		1	1		
3	35.7	6.2	1		1	1		
2	31.1	7.5	1	1	1	1		
1	23.6	10.3	1		1	1		
0	13.2	>10.3	1		1	1		

PAT-R:Comprehension Diagnostic Report with Tasmanian Norms

Test Form 1

Name

Year

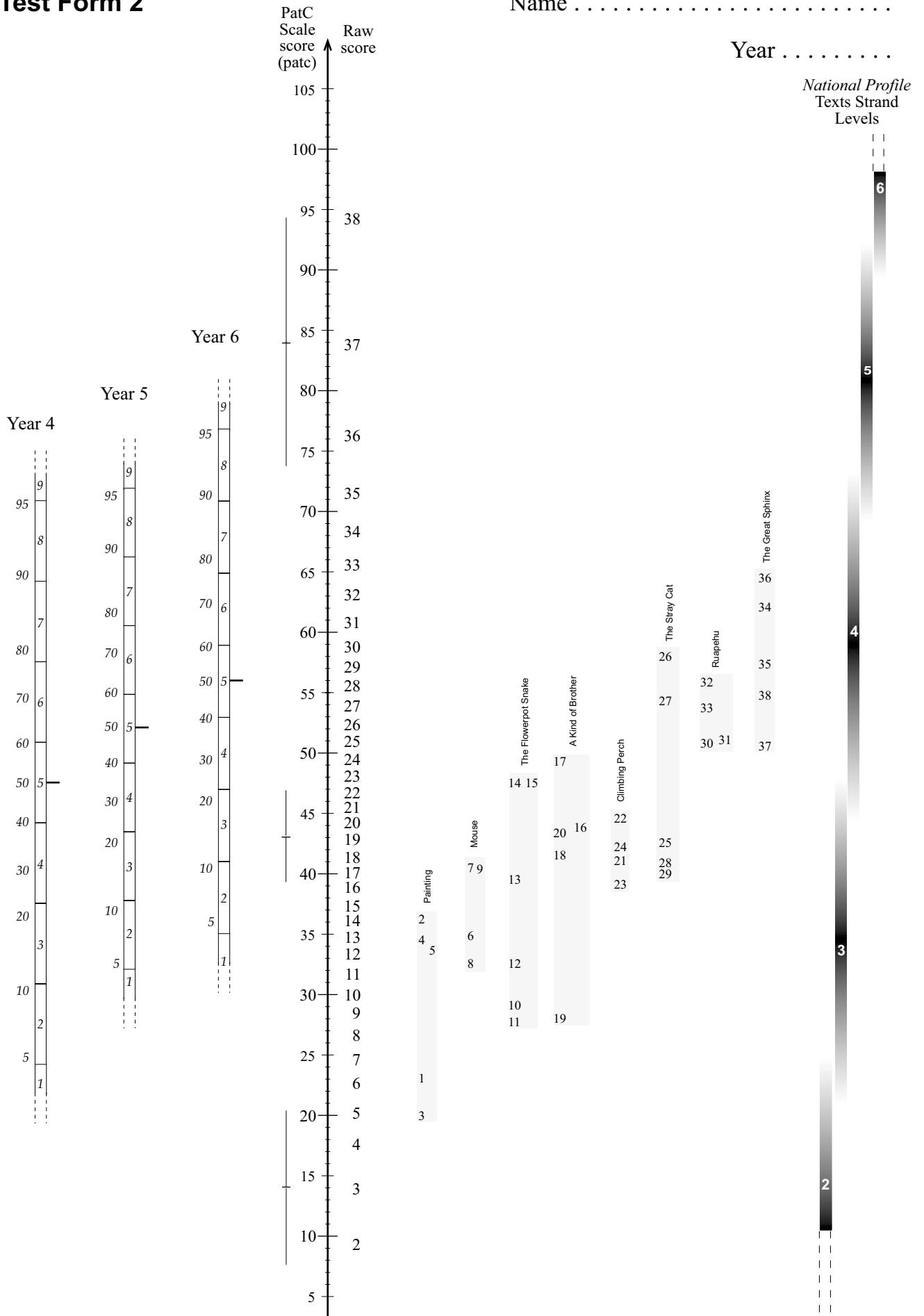


PAT-R:Comprehension Diagnostic Report with Tasmanian Norms

Test Form 2

Name

Year



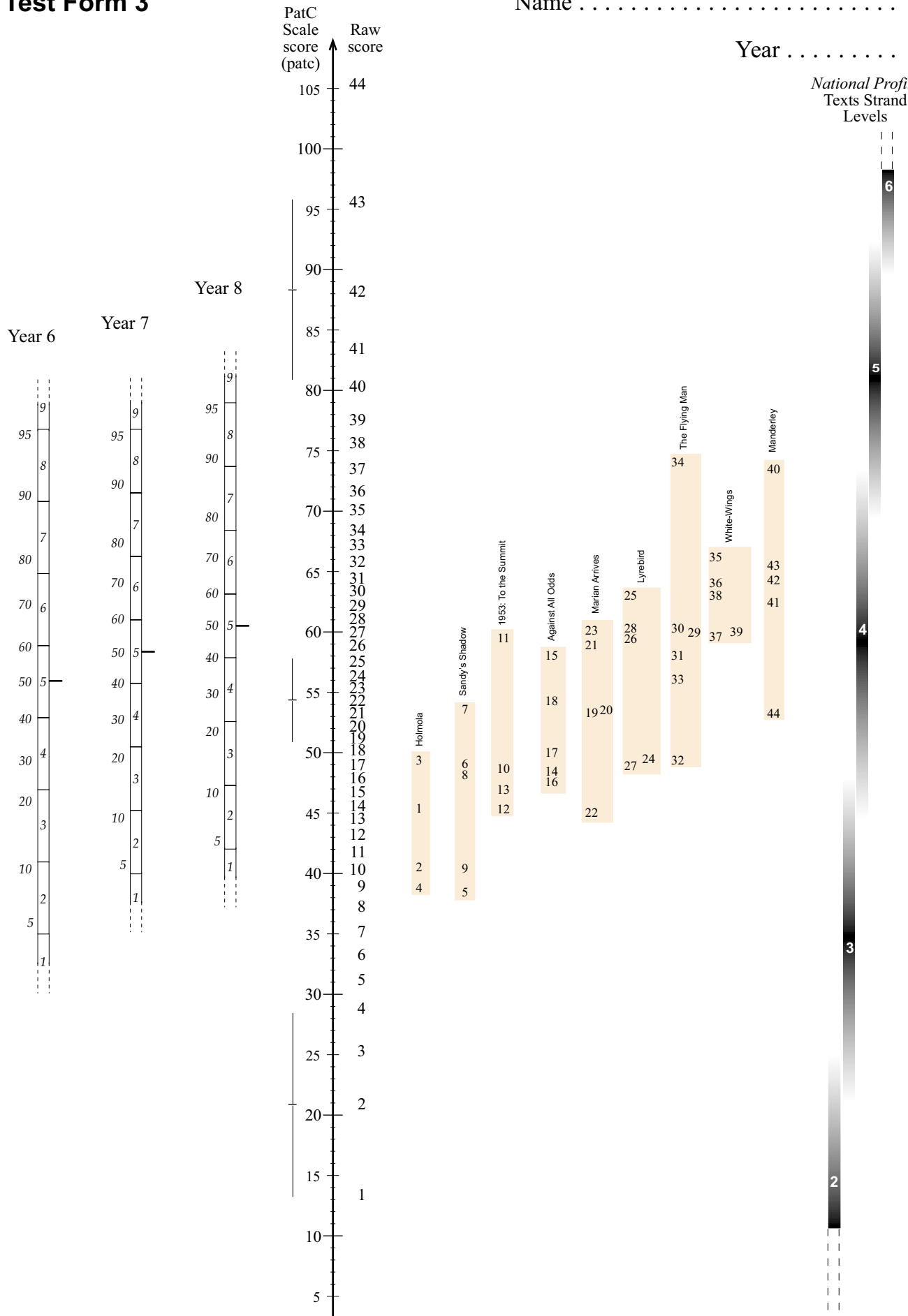
PAT-R:Comprehension Diagnostic Report with Tasmanian Norms

Test Form 3

Name

Year

National Profile
Texts Strand
Levels

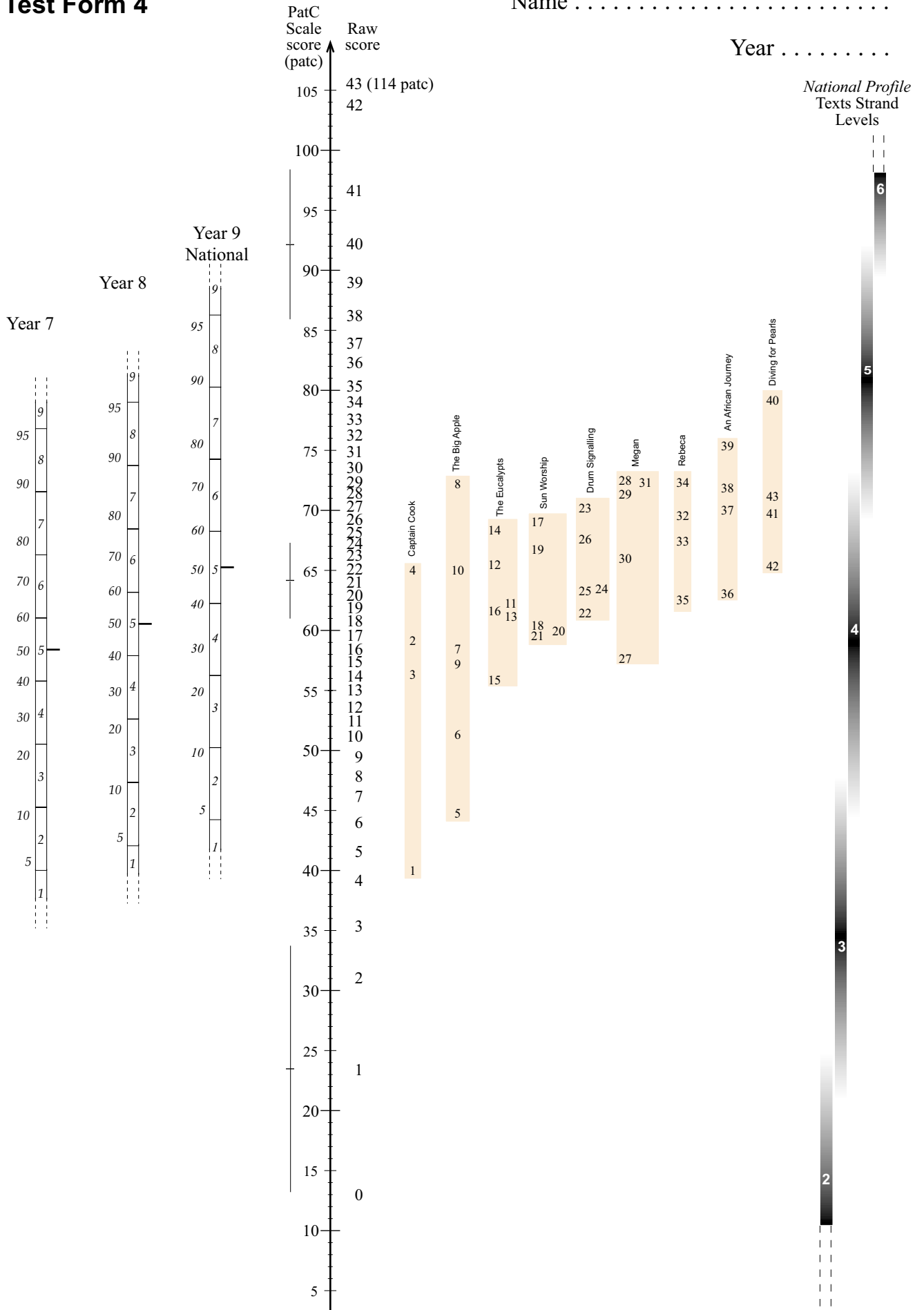


PAT-R:Comprehension Diagnostic Report with Tasmanian Norms

Test Form 4

Name

Year



PAT-R:Vocabulary Report with Tasmanian Norms

Test Form 1

Name

Year

Raw score (number correct)	Scale score (patv)	Error (patv)	Percentile rank and stanine					
			Year 3		Year 4		Year 5	
			%ile rank	stanine	%ile rank	stanine	%ile rank	stanine
35	88.8	>10.4	99		99		99	
34	77.9	10.4	99		99	9	99	9
33	70.0	7.7	99	9	97		95	8
32	65.1	6.5	98		94	8	89	
31	61.2	5.9	97		90		82	7
30	58.1	5.4	95	8	85	7	74	
29	55.3	5.1	92		79		66	6
28	52.8	4.9	89		73		58	
27	50.5	4.7	85	7	67	6	50	5
26	48.3	4.5	80		61		43	
25	46.3	4.4	75		55		36	
24	44.4	4.3	70	6	49	5	30	4
23	42.6	4.2	65		44		25	
22	40.9	4.1	59		38		20	
21	39.2	4.1	54	5	33	4	17	3
20	37.5	4.0	49		29		13	
19	35.9	4.0	44		25		10	
18	34.3	4.0	38		21		8	
17	32.7	4.0	34	4	18	3	6	2
16	31.1	4.0	29		15		5	
15	29.6	4.0	25		12		3	
14	28.0	4.0	21		10		2	
13	26.4	4.0	17	3	8	2	2	
12	24.7	4.1	14		6		1	
11	23.0	4.2	11		4		1	
10	21.2	4.2	9	2	3		1	
9	19.4	4.4	6		2		1	
8	17.4	4.5	4		1		1	
7	15.3	4.7	3		1		1	1
6	13.0	4.9	2		1	1	1	
5	10.5	5.2	1		1		1	
4	7.5	5.7	1	1	1		1	
3	3.9	6.4	1		1		1	
2	-0.9	7.6	1		1		1	
1	-8.5	10.3	1		1		1	
0	-18.9	>10.3	1		1		1	

PAT-R:Vocabulary Report with Tasmanian Norms

Test Form 2

Name

Year

Raw score (number correct)	Scale score (patv)	Error (patv)	Percentile rank and stanine					
			Year 4		Year 5		Year 6	
			%ile rank	stanine	%ile rank	stanine	%ile rank	stanine
36	99.7	>10.4	99	9	99	9	99	9
35	89.0	10.4	99		99		99	
34	81.2	7.6	99		99		98	
33	76.3	6.5	99		98		96	8
32	72.6	5.8	98		97		93	
31	69.4	5.4	97		95		89	7
30	66.7	5.1	96		92		84	
29	64.2	4.9	93		88		78	
28	61.9	4.7	91		84		72	6
27	59.7	4.6	88	79	66			
26	57.6	4.5	84	7	73	59	5	
25	55.7	4.4	80	6	68	52		
24	53.8	4.3	76		61	46		
23	51.9	4.3	71		55	40		
22	50.1	4.2	66	6	49	34		4
21	48.4	4.2	61		43	28		
20	46.7	4.1	56	5	37	23	3	
19	45.0	4.1	51		32	19		
18	43.3	4.1	45		27	15		
17	41.6	4.1	40	4	22	12	2	
16	40.0	4.1	35		18	10		
15	38.4	4.1	31		14	7		
14	36.7	4.1	26	4	11	5	1	
13	35.0	4.1	22		9	4		
12	33.4	4.1	18		3	7		3
11	31.6	4.2	15	5		2		
10	29.8	4.3	12	3		3	1	
9	28.0	4.4	9		2	2	1	
8	26.0	4.5	7			1	1	
7	23.9	4.7	5	2		1	1	
6	21.7	4.9	3		1	1	1	
5	19.1	5.2	2			1	1	
4	16.2	5.6	1	1		1	1	
3	12.6	6.3	1		1	1		
2	7.9	7.5	1		1	1		
1	0.4	10.3	1	1	1			
0	-9.9	>10.3	1	1	1			

PAT-R:Vocabulary Report with Tasmanian Norms

Test Form 3

Name

Year

Raw score (number correct)	Scale score (patv)	Error (patv)	Percentile rank and stanine						
			Year 6		Year 7		Year 8		
			%ile rank	stanine	%ile rank	stanine	%ile rank	stanine	
38	106.9	>10.3	99		99		99		
37	96.4	10.3	99	9	99	9	99	9	
36	88.8	7.5	99		99		99		
35	84.1	6.3	99		98		97		
34	80.5	5.6	98		97		95		
33	77.7	5.2	97		95	8	92	8	
32	75.2	4.8	95	8	92		88		
31	72.9	4.6	93		8	89	7	84	7
30	70.9	4.4	90		85	79			
29	69.0	4.3	87	7	81	6	74	6	
28	67.3	4.1	84				76		69
27	65.6	4.0	81				72		64
26	64.0	3.9	77	6	67	5	59	5	
25	62.5	3.9	73				61		53
24	61.0	3.8	69				57		49
23	59.6	3.8	64				51		43
22	58.2	3.7	60	5	46	4	39	4	
21	56.8	3.7	55				41		34
20	55.4	3.7	50				37		30
19	54.0	3.7	46	5	32	4	25	3	
18	52.7	3.7	41				28		22
17	51.3	3.7	36	4	24	3	18	3	
16	49.9	3.7	32				19		15
15	48.6	3.7	28				16		12
14	47.2	3.8	24				14		10
13	45.7	3.8	21	3	11	2	8	2	
12	44.3	3.9	17				9		6
11	42.7	3.9	14				6		4
10	41.2	4.0	11	2	5	1	3	1	
9	39.5	4.1	8				3		2
8	37.7	4.3	6	1	2	1	1	1	
7	35.8	4.5	4				1		1
6	33.7	4.7	3				1		1
5	31.3	5.0	2				1		1
4	28.5	5.5	1				1		1
3	25.1	6.2	1				1		1
2	20.5	7.4	1				1		1
1	13.1	10.3	1				1		1
0	2.9	>10.3	1		1	1			

PAT-R:Vocabulary Report with Tasmanian Norms

Test Form 4

Name

Year

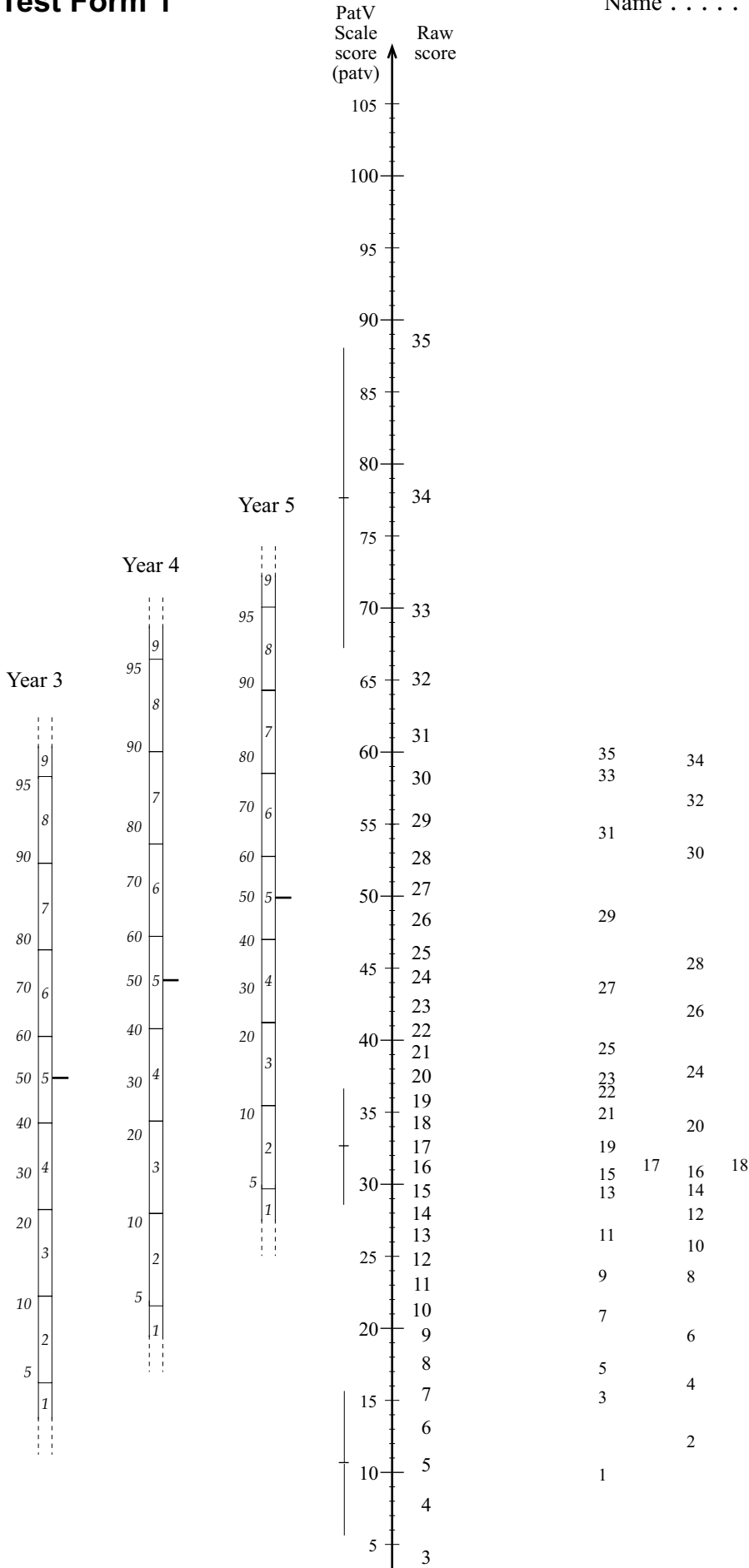
Raw score (number correct)	Scale score (patv)	Error(patv)	Percentile rank and stanine					
			Year 7		Year 8		Year 9 national	
			%ile rank	stanine	%ile rank	stanine	%ile rank	stanine
40	119.4	>10.3	99		99		99	
39	109.0	10.3	99		99		99	
38	101.5	7.5	99		99		99	
37	96.9	6.3	99		99		99	
36	93.4	5.6	99		99		99	
35	90.6	5.1	99	9	99	9	99	9
34	88.1	4.8	99		99		98	
33	85.9	4.6	99		98		98	
32	84.0	4.4	98		98		97	
31	82.1	4.2	98		97		96	
30	80.4	4.1	97		96		94	
29	78.7	4.0	96		94		92	8
28	77.1	4.0	95		92	8	90	
27	75.6	3.9	93	8	90		88	
26	74.1	3.9	92		88		85	
25	72.6	3.8	90		85		82	7
24	71.2	3.8	87		82	7	78	
23	69.7	3.8	84		78		74	
22	68.3	3.8	81	7	75		70	
21	66.9	3.7	78		71		66	6
20	65.5	3.7	74		66	6	61	
19	64.1	3.8	69		62		56	
18	62.7	3.8	65	6	57		51	
17	61.3	3.8	60		52		47	5
16	59.8	3.8	55		47	5	41	
15	58.4	3.8	50	5	42		37	
14	56.9	3.9	44		37		32	
13	55.4	3.9	39		31	4	27	4
12	53.8	4.0	33	4	27		23	
11	52.2	4.1	28		22		18	
10	50.5	4.1	23		18	3	15	3
9	48.7	4.3	19	3	14		11	
8	46.9	4.4	14		11		8	
7	44.8	4.6	10	2	8	2	6	2
6	42.6	4.8	7		5		4	
5	40.2	5.1	4		3		2	
4	37.3	5.6	2		1		1	
3	33.8	6.3	1		1		1	
2	29.1	7.5	1	1	1	1	1	1
1	21.6	10.3	1		1		1	
0	11.3	>10.3	1		1		1	

PAT-R:Vocabulary Diagnostic Report with Tasmanian Norms

Test Form 1

Name

Year

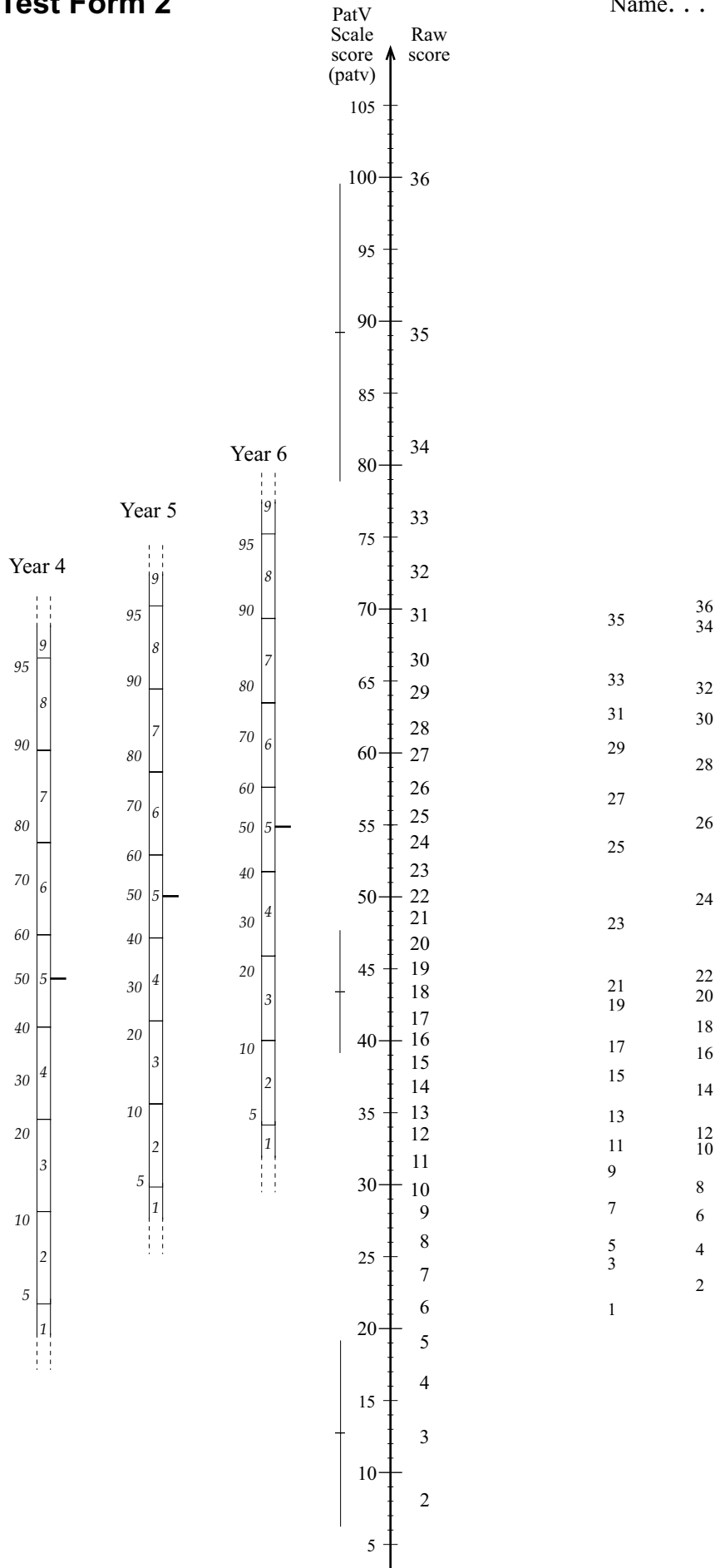


PAT-R:Vocabulary Diagnostic Report with Tasmanian Norms

Test Form 2

Name.

Year




PAT-R: Vocabulary Diagnostic Report with Tasmanian Norms

Test Form 3

Name

Year




PAT-R: Vocabulary Diagnostic Report with Tasmanian Norms

Test Form 4

Name

Year



37	39	38	40
35		36	
33		32	34
31			
29		30	
27		28	
25		26	
23		24	
21		22	
19		20	
17		18	
15		16	
13		14	
11		12	
9		10	
7		8	
5		6	
3		4	
1		2	