



Tabular and Graphical Reports for the Tasmanian Norming
of PATMaths

Andrew Stephanou
August 2001

PATMaths Report with Tasmanian Norms

Test Form 1A

Name

Year

Raw score (number correct)	Scale score (tpatm)	Error (tpatm)	Percentile rank and stanine					
			Year 3		Year 4		Year 5	
			%ile rank	stanine	%ile rank	stanine	%ile rank	stanine
37	89.9	>10.4	99	9	99	9	99	9
36	79.2	10.4	98		96	8	94	8
35	71.4	7.6	96	8	89	7	86	7
34	66.5	6.4	92		82		76	6
33	62.9	5.7	88	74	68			
32	59.9	5.3	83	7	67	6	60	
31	57.3	4.9	78		60		53	5
30	55.0	4.7	73	6	54	5	46	
29	52.9	4.5	68		48		40	
28	50.9	4.3	63		42		35	4
27	49.2	4.2	58	5	38	4	30	
26	47.5	4	53		33		26	
25	45.9	3.9	49		29		23	3
24	44.4	3.9	45	4	26	3	19	
23	42.9	3.8	40		22		17	
22	41.5	3.7	37		3		19	3
21	40.1	3.7	33	17		12	2	
20	38.8	3.7	30	4		15		
19	37.4	3.6	26		12	8		
18	36.1	3.6	23		11	7	1	
17	34.8	3.6	21	3	9	2		6
16	33.5	3.6	18		7			5
15	32.2	3.6	16		6		4	1
14	30.9	3.7	14	5	3			
13	29.5	3.7	12	4	2			
12	28.1	3.8	10	2	3	1	2	
11	26.6	3.8	8		2		1	
10	25.1	3.9	6		2		1	
9	23.5	4	5	1	1	1	1	
8	21.8	4.2	4		1		1	
7	20.0	4.4	3		1		1	
6	18.0	4.6	2	1	1	1	1	
5	15.7	5	1		1		1	
4	13.0	5.4	1		1		1	
3	9.6	6.2	1	1	1	1	1	
2	5.1	7.4	1		1		1	
1	-2.2	10.2	1		1		1	
0	-12.3	>10.2	1	1	1			

PATMaths Report with Tasmanian Norms

Test Form 2A

Name

Year

Raw score (number correct)	Scale score (tpatm)	Error (tpatm)	Percentile rank and stanine					
			Year 5		Year 6		Year 7	
			%ile rank	stanine	%ile rank	stanine	%ile rank	stanine
39	102.5	>10.4	99		99		99	
38	92.1	10.4	99	9	99	9	99	9
37	84.5	7.6	98		97		96	
36	79.7	6.4	96	8	95	8	91	8
35	76.2	5.6	92		91		85	
34	73.2	5.2	88	7	86	7	79	7
33	70.7	4.9	84		81		72	
32	68.5	4.6	81	6	76	6	65	6
31	66.5	4.4	76		71		59	
30	64.6	4.2	72	6	65	6	53	5
29	62.9	4.1	68		60		47	
28	61.2	4.0	63	5	54	5	41	5
27	59.7	3.9	59		49		37	
26	58.2	3.8	55	5	44	5	32	4
25	56.7	3.8	51		40		27	
24	55.3	3.7	47	4	35	4	24	4
23	53.9	3.7	43		31		19	
22	52.5	3.7	39	4	27	4	17	3
21	51.2	3.7	36		23		14	
20	49.8	3.7	32	4	19	3	12	2
19	48.5	3.6	29		17		10	
18	47.2	3.7	26	3	14	3	8	2
17	45.8	3.7	22		12		6	
16	44.5	3.7	19	3	10	2	5	1
15	43.1	3.7	17		8		4	
14	41.7	3.8	15	2	6	2	3	1
13	40.3	3.8	12		5		2	
12	38.8	3.9	10	2	4	1	1	1
11	37.3	4.0	8		3		1	
10	35.7	4.1	7	2	2	1	1	1
9	34.0	4.2	5		1		1	
8	32.2	4.3	4	1	1	1	1	1
7	30.2	4.5	3		1		1	
6	28.1	4.8	2	1	1	1	1	1
5	25.6	5.1	1		1		1	
4	22.8	5.5	1	1	1	1	1	1
3	19.4	6.2	1		1		1	
2	14.8	7.5	1	1	1	1	1	1
1	7.3	10.3	1		1		1	
0	-3.1	>10.3	1	1	1	1	1	1

PATMaths Report with Tasmanian Norms

Test Form 3A

Name

Year

Raw score (number correct)	Scale score (tpatm)	Error (tpatm)	Percentile rank and stanine						
			Year 6		Year 7		Year 8		
			%ile rank	stanine	%ile rank	stanine	%ile rank	stanine	
41	113.6	>10.2	99	9	99	9	99	9	
40	103.5	10.2	99		99		99		
39	96.2	7.3	99		99		99		
38	91.7	6.1	99		99		98		
37	88.4	5.4	99		98		97		
36	85.8	4.9	98	8	96	8	96		
35	83.6	4.6	97		95		93		
34	81.6	4.3	96		93		91		
33	79.8	4.1	95		91		88		
32	78.2	4.0	93		89		85		
31	76.7	3.8	92	7	86	7	83		
30	75.2	3.7	90		83		79		
29	73.9	3.6	88		80		76		
28	72.6	3.6	85		77		73		
27	71.3	3.5	83		74		69		
26	70.1	3.5	80	6	70	6	65		
25	68.9	3.4	77		67		62		
24	67.7	3.4	74		63		58		
23	66.6	3.4	71		59		54		
22	65.4	3.4	68		55		50		
21	64.3	3.4	64	5	52	5	47		
20	63.1	3.4	61		48		43		
19	62.0	3.4	57		44		39		
18	60.8	3.4	53		40		35		
17	59.6	3.4	49		36		32		
16	58.4	3.5	45	4	32	4	28		
15	57.2	3.5	41		29		25		
14	55.9	3.6	37		25		22		
13	54.6	3.6	33		22		19		
12	53.3	3.7	29		19		16		
11	51.9	3.8	25	3	16	3	13		
10	50.4	3.9	21		13		11		
9	48.8	4.0	18		10		8		
8	47.1	4.2	14		2		8	2	6
7	45.3	4.4	11				6		5
6	43.2	4.7	8	4		3			
5	40.9	5.0	5	2		2			
4	38.1	5.5	3	1		1	1		1
3	34.7	6.2	1		1	1			
2	30.1	7.4	1		1	1			
1	22.6	10.3	1		1	1			
0	12.2	>10.3	1		1	1			

PATMaths Report with Tasmanian Norms

Test Form 1B

Name

Year

Raw score (number correct)	Scale score (tpatm)	Error (tpatm)	Percentile rank and stanine					
			Year 3		Year 4		Year 5	
			%ile rank	stanine	%ile rank	stanine	%ile rank	stanine
37	88.1	>10.3	99	9	99	9	98	9
36	77.6	10.3	98		95	8	93	8
35	70.0	7.5	95	8	87	7	83	7
34	65.3	6.3	91		79		74	6
33	61.7	5.6	86	7	71	6	65	
32	58.8	5.2	81		64		57	
31	56.4	4.8	76	6	58	5	50	4
30	54.2	4.6	71		51		44	
29	52.2	4.4	66		46		38	
28	50.3	4.2	61	5	41	4	33	3
27	48.6	4.1	56		36		29	
26	47.0	4.0	52		32		25	
25	45.5	3.9	48	5	28	4	22	2
24	44.0	3.8	43		25		19	
23	42.6	3.7	40	4	22	3	16	1
22	41.2	3.7	36		19		14	
21	39.9	3.7	33		16		12	
20	38.6	3.6	29	4	14	3	10	2
19	37.3	3.6	26		12		8	
18	36.0	3.6	23	3	10	2	7	1
17	34.7	3.6	21		9		6	
16	33.4	3.6	18		7		5	
15	32.0	3.6	15	3	6	2	4	1
14	30.7	3.7	13		5		3	
13	29.4	3.7	11	2	4	1	2	1
12	28.0	3.8	10		3		2	
11	26.5	3.8	8		2		1	
10	25.0	3.9	6	2	2	1	1	1
9	23.4	4.1	5		1		1	
8	21.7	4.2	4	1	1	1	1	1
7	19.8	4.4	3		1		1	
6	17.8	4.6	2		1		1	
5	15.5	5.0	1	1	1	1	1	1
4	12.7	5.5	1		1		1	
3	9.4	6.2	1	1	1	1	1	1
2	4.9	7.4	1		1		1	
1	-2.5	10.2	1	1	1	1	1	1
0	-12.8	>10.2	1		1		1	

PATMaths Report with Tasmanian Norms

Test Form 2B

Name

Year

Raw score (number correct)	Scale score (tpatm)	Error (tpatm)	Percentile rank and stanine					
			Year 5		Year 6		Year 7	
			%ile rank	stanine	%ile rank	stanine	%ile rank	stanine
39	101.0	>10.3	99		99		99	
38	90.6	10.3	99	9	99	9	98	9
37	83.1	7.5	97		97		94	8
36	78.5	6.2	94	8	94	8	89	7
35	75.1	5.5	91		89		83	
34	72.3	5.1	87		84	7	76	
33	69.9	4.7	83	7	80		70	6
32	67.7	4.5	79		74		63	
31	65.8	4.3	75		69	6	57	
30	64.0	4.1	71	6	63		51	5
29	62.4	4.0	67		58		45	
28	60.8	3.9	62		53	5	40	
27	59.3	3.8	58		48		35	
26	57.9	3.7	54		43		31	4
25	56.6	3.7	51	5	39		27	
24	55.2	3.6	47		35		23	
23	53.9	3.6	43		31	4	19	
22	52.6	3.6	39		27		17	3
21	51.4	3.5	36		24		15	
20	50.1	3.5	33	4	21		12	
19	48.9	3.5	30		18		10	
18	47.6	3.5	26		15	3	8	2
17	46.4	3.5	24		13		7	
16	45.1	3.6	21		11		5	
15	43.8	3.6	18		9		4	
14	42.5	3.6	16	3	7	2	3	
13	41.2	3.7	14		6		2	
12	39.8	3.8	12		4		2	
11	38.4	3.8	10		3		1	
10	36.9	3.9	8	2	2		1	
9	35.3	4.1	6		2		1	
8	33.5	4.2	5		1		1	1
7	31.7	4.4	4		1		1	
6	29.6	4.7	2		1	1	1	
5	27.3	5.0	1		1		1	
4	24.5	5.5	1		1		1	
3	21.1	6.2	1	1	1		1	
2	16.6	7.4	1		1		1	
1	9.2	10.2	1		1		1	
0	-1.1	>10.2	1		1		1	

PATMaths Report with Tasmanian Norms

Test Form 3B

Name

Year

Raw score (number correct)	Scale score (tpatm)	Error (tpatm)	Percentile rank and stanine					
			Year 6		Year 7		Year 8	
			%ile rank	stanine	%ile rank	stanine	%ile rank	stanine
41	111.4	>10.2	99	9	99	9	99	9
40	101.3	10.2	99		99		99	
39	94.0	7.4	99		99		99	
38	89.5	6.1	99	9	98	9	97	8
37	86.1	5.4	98		97		96	
36	83.4	5.0	97	8	95	8	93	8
35	81.1	4.6	96		92		90	
34	79.1	4.4	94		90		87	
33	77.3	4.2	92	87	84	80		
32	75.6	4.0	90	7	84	7	76	6
31	74.0	3.9	88		80		73	
30	72.6	3.8	85		77		69	
29	71.2	3.7	82	7	73	6	64	6
28	69.8	3.6	79		69		60	
27	68.5	3.6	76	6	65	6	56	5
26	67.2	3.5	73		61		52	
25	66.0	3.5	69		57		48	
24	64.8	3.5	66	6	53	5	44	5
23	63.6	3.5	62		49		41	
22	62.4	3.4	58		45		37	
21	61.2	3.4	54	5	41	4	33	4
20	60.0	3.4	50		37		30	
19	58.9	3.4	47		34		26	
18	57.7	3.5	43	5	30	4	23	4
17	56.5	3.5	39		27		20	
16	55.3	3.5	35	4	24	4	17	3
15	54.0	3.5	31		20		15	
14	52.8	3.6	28		18		12	
13	51.5	3.6	24	4	15	3	10	3
12	50.1	3.7	21		12		8	
11	48.7	3.8	17		10		6	
10	47.2	3.9	14	3	8	2	5	2
9	45.7	4.0	12		6		4	
8	44.0	4.2	9	2	4	2	4	2
7	42.1	4.4	7		3		2	
6	40.1	4.6	5		2		1	
5	37.8	5.0	3	1	1	1	1	1
4	35.1	5.5	2		1		1	
3	31.8	6.2	1		1		1	
2	27.2	7.4	1		1		1	
1	19.8	10.2	1		1		1	
0	9.6	>10.2	1	1	1			

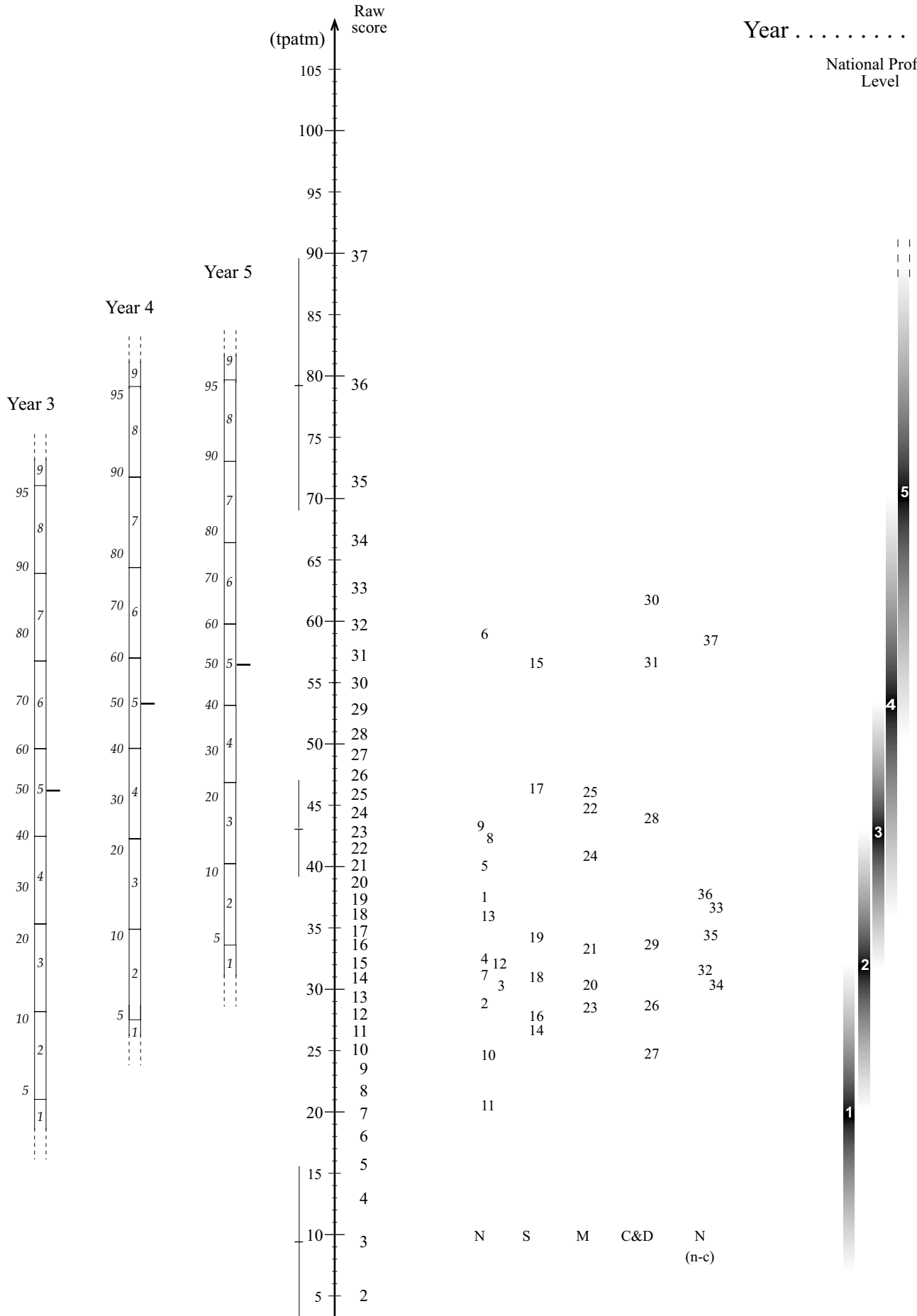
PATMaths Diagnostic Report with Tasmanian Norms

Test Form 1A

Name

Year

National Profile Level



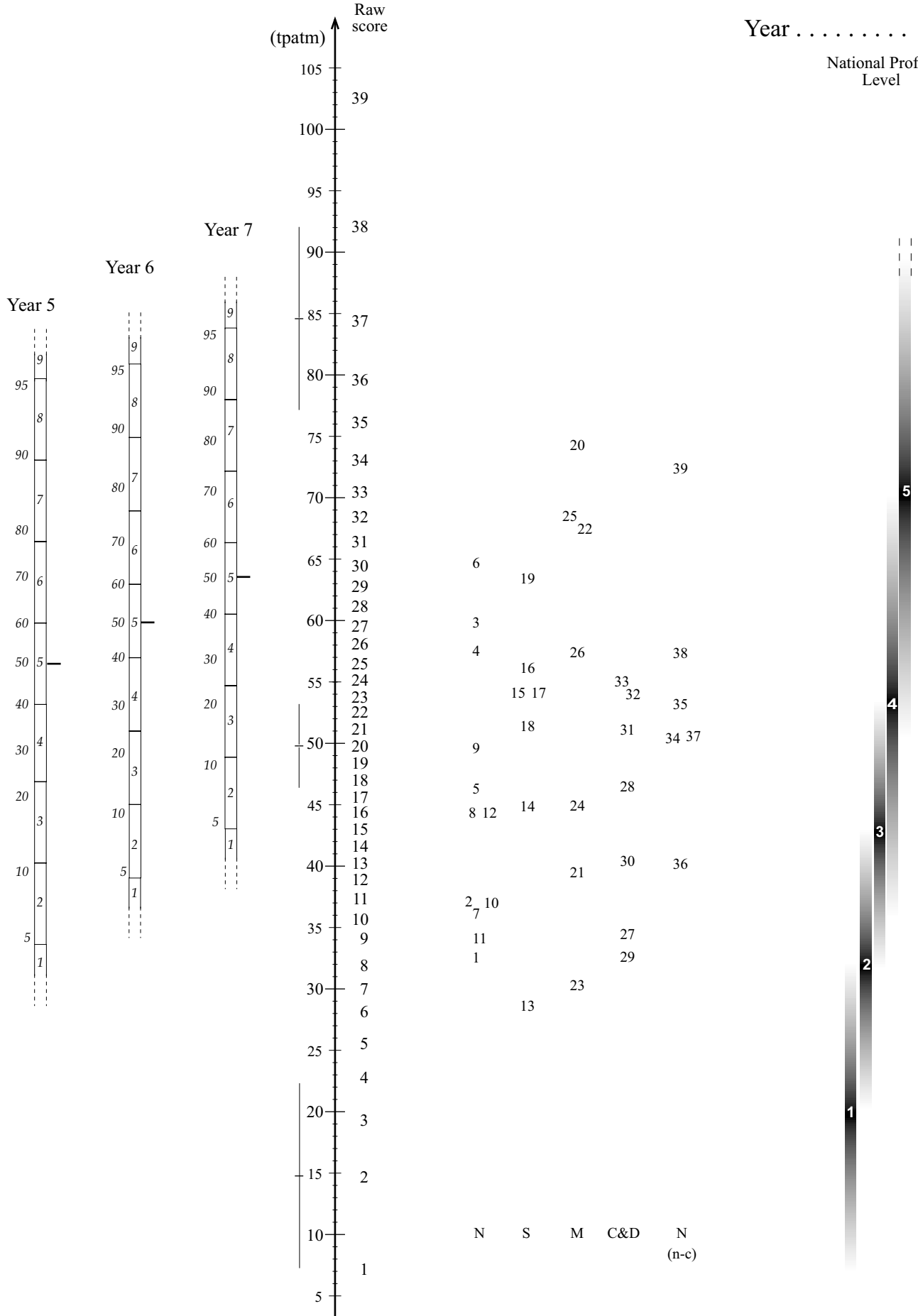
PATMaths Diagnostic Report with Tasmanian Norms

Test Form 2A

Name

Year

National Profile Level



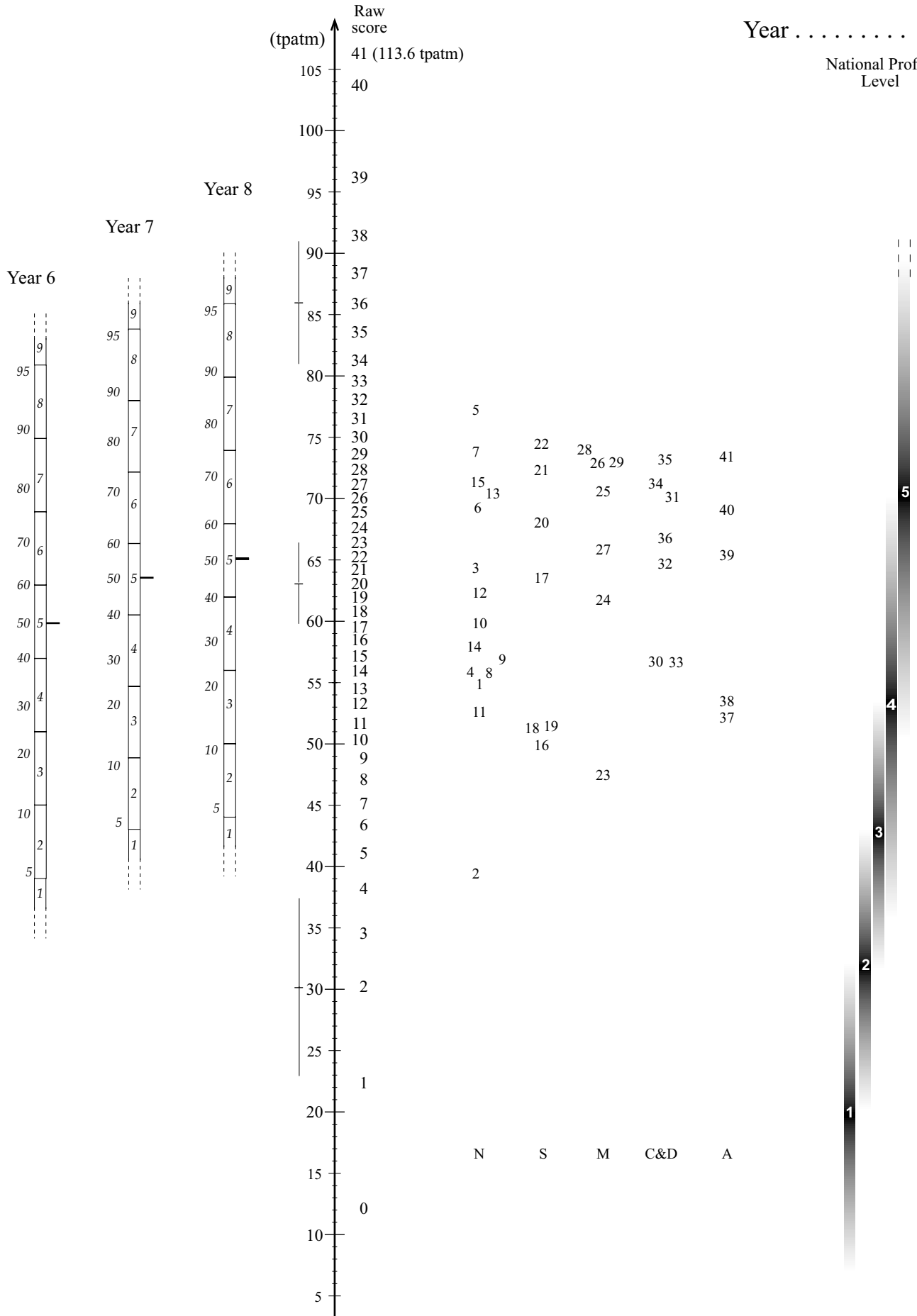
PATMaths Diagnostic Report with Tasmanian Norms

Test Form 3A

Name

Year

National Profile Level



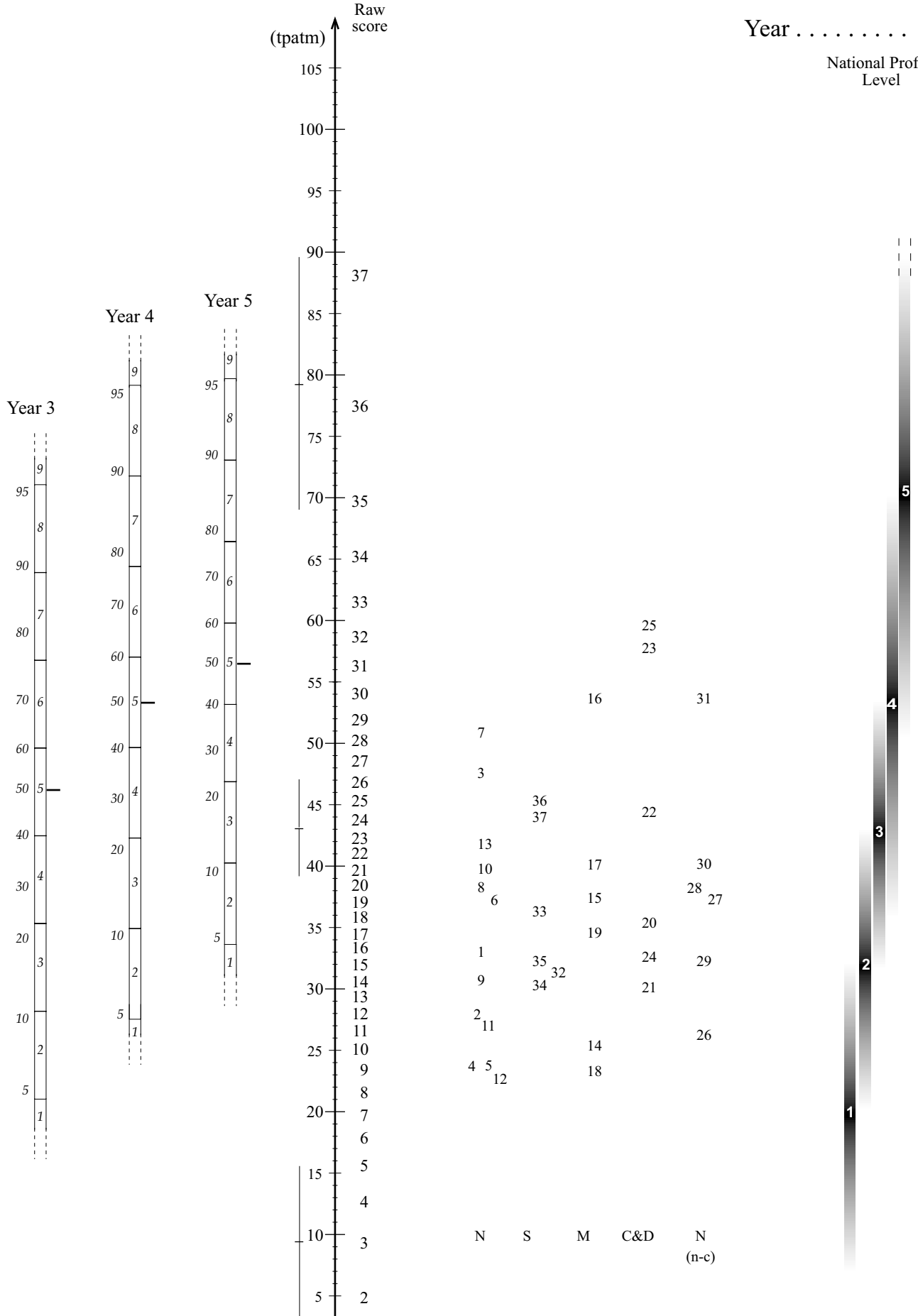
PATMaths Diagnostic Report with Tasmanian Norms

Test Form 1B

Name

Year

National Profile Level



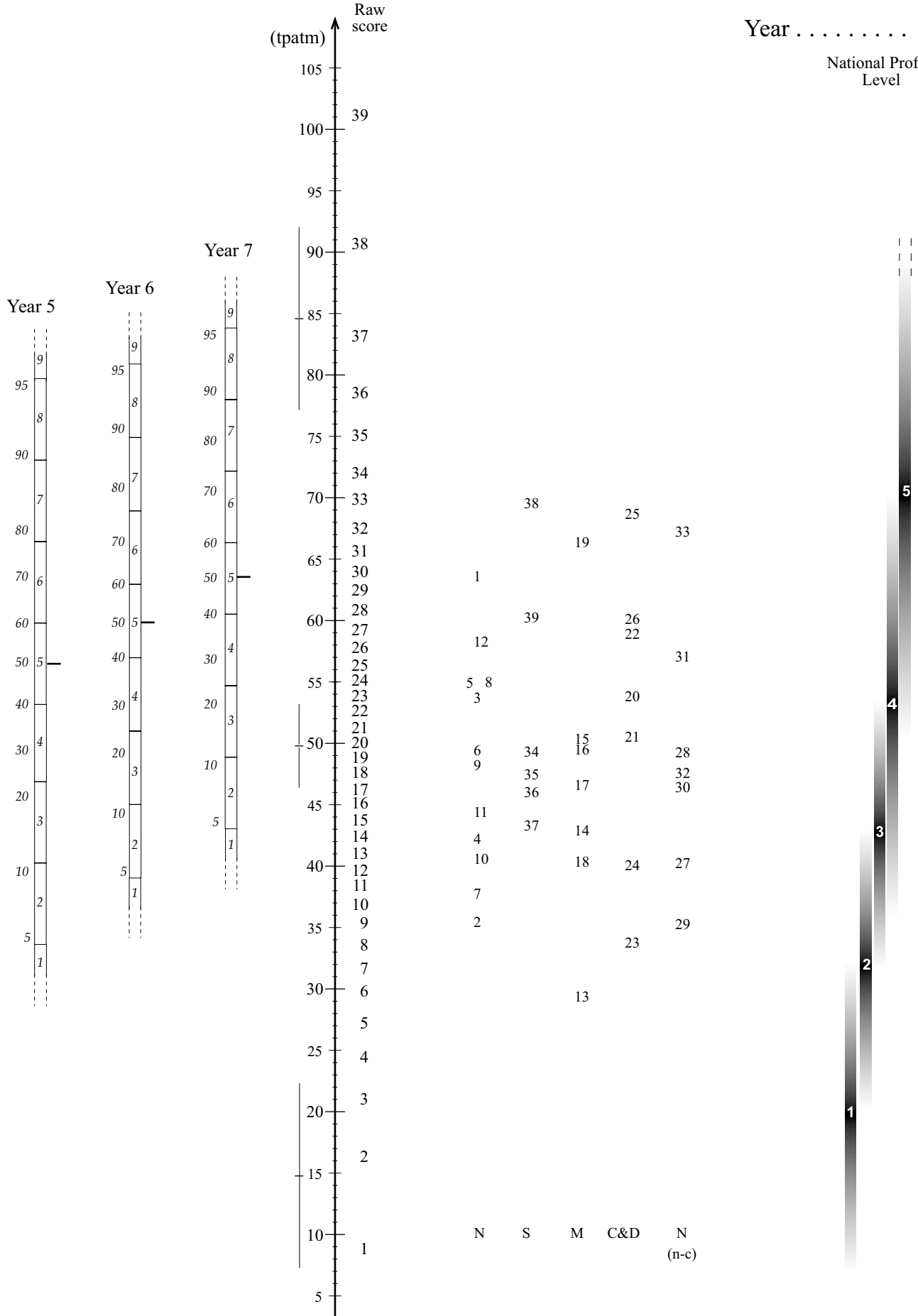
PATMaths Diagnostic Report with Tasmanian Norms

Test Form 2B

Name

Year

National Profile Level



PATMaths Diagnostic Report with Tasmanian Norms

Test Form 3B

Name

Year

National Profile Level

